






























	<p>Web Based Application Complete Web based Application and can be accessed Globally</p>		<p>Hold Salary Hold Salary Option for specific period</p>
	<p>Platform Developed in Dot Net 4.0 version and SQL Server 2008 version</p>		<p>Stop Salary Option Stop Salary Option for specific period or multiple periods</p>
	<p>Browser Compatible All Browser Compatible (Certified in IE & Mozilla Fire fox as of now)</p>		<p>Processing Time Faster Processing time i.e. 8mins for 1000 Users with 30 pay head components.</p>
	<p>Authentication One User authentication for Payroll Processing in Windows Application</p>		<p>Flexibility in Leave Period Flexibility for defining Leave Period</p>
	<p>Flexibility Flexibility in creation of Masters</p>		<p>Flexibility in payroll Cutoff Flexibility for defining Payroll Cut Off Period</p>
	<p>Multi-Users Multiple Users can be accessed at a time</p>		<p>Automatic calculation Automatic calculation of Salary Arrears for joiners after Payroll Cutoff period</p>
	<p>Permissions Role Based User Permissions</p>		<p>Definition of Calendar Period Individual period can be defined for PF / ESI / Income Tax and Financial Year</p>
	<p>Flexibility in Formula Flexibility for Formula Creation</p>		<p>Defining Currency Currency Name and Currency Details captured for each Payroll Area separately</p>
	<p>Salary Elements Multiple Level Creation possible for maintaining categorized the employee specific salary elements</p>		<p>PF Master Details PF master details can be captured each financial yearly wise</p>
	<p>Reports All Types of Reports including Statutory</p>		<p>Bonus Information's Bonus Information can be captured on each financial yearly wise</p>
	<p>Flexibility in Loans Modules Flexibility for usage of Loans as per the eligibility</p>		<p>Reports in all major Formats All Reports output format is available in PDF, Excel, MS Word</p>
	<p>Insurance Modules Flexibility for usage of Insurance Modules</p>		<p>Report generator Pay head wise report generator facility is available</p>

	<p>Easy Track on Loans Keep Track of Loans Eligibility and Loan Recovery in a automated manner</p>		<p>Pay slips Mailer Pay slips can be emailed to the employees email id.</p>
	<p>CTC Break up CTC Break up depend on Grade / Sub Grade / Employee wise</p>		<p>Anytime Pay slips Pay slips of any employee can be generated at any time</p>
	<p>Flexibility in Tax modules Flexibility of creation of Income Tax Sections and Slabs</p>		<p>Pay slip Messages Pay slip Messages can be added for each employees on one click</p>
	<p>Income Tax Declaration Income Tax Declarations for Savings and Perquisites from Loan Module and Employee Module along</p>		<p>User parameters User defined parameters can be defined and the amount can be configured for each month wise.</p>
	<p>Income Tax Module Calculation of Income Tax by taking consideration of all IT declaration by each individual Employee.</p>		<p>Track on Statutory details Statutory details like cheques paid to government and challan numbers can be keep tracked for PF / ESI / PT</p>
	<p>Online filing - eTDS eTDS output file for filing online through NSDL</p>		<p>Payment Modes Flexibility in Creating Payment Modes for each employee</p>
	<p>Online filing - ESIC ESIC output file for filing online</p>		<p>Bank Mapping Flexibility in creating Bank Mapping for each Employee</p>
	<p>Easy Excel Upload Upload facility through Excel for</p> <ul style="list-style-type: none"> • Pay head for all • Selected employees • CTC • Employee • Attendance • Leave • Income Tax Declaration 		<p>Cheaque Number Specification Flexibility in specifying the Cheaque number for each employee paid (Inc case paid by cheque in that month)</p>
			<p>Salary Elements Creation One place creation of salary elements and copy to different sub level options available</p>
	<p>LWF LWF state wise / month wise declarations</p>		<p>Flexible formula creation Flexibility in defining different slabs and utilize the same in formula creation</p>
	<p>Easy PF Calculation PF Calculation separated in Payroll Generation for PF Statutory</p>		<p>Default values Definition Defining default values for level wise salary element, which makes the value driven automatically for all employees in that grade.</p>

	<p>Easy IT Calculation IT Calculation separated in Payroll Generation</p>		<p>Flexible Adjustment values Flexibility of defining the Adjustment value for any standard fixed salary elements for each employee</p>
	<p>Report Generation IT Form 16 Report and IT Statement Report available</p>		<p>Salary Elements Mapping Salary Elements Mapping for the Income tax can be made at one shot or separately.</p>
	<p>Statutory Mapping Statutory Mapping for Applicable of each employee like PF / PT / ESI applicable</p>		<p>Audit Trial Audit Trial of any changes made to salary will be captured</p>
	<p>Salary Arrears Calculation Flexibility to mention Full and Final Calculation of resigned employees with Manual and Automatic calculation of Arrears</p>		<p>Individual Salary Generation Flexibility to generate salary for selected employees / Individual Employees / all employees at a stretch</p>
	<p>Salary Revision Salary Revision option to calculate for the closed months</p>		<p>Change of salary Flexibility to mention reason for change of salary for each employee</p>
	<p>Arrears Calculation Salary Arrears Calculation for the closed months</p>		<p>HumaNET Mapping Flexibility to customization of Over Time and Leave Encashment from the HumaNET</p>
	<p>LWP Arrears Calculation LWP Arrears Calculation for the Leave Regularizations</p>		<p>Formula Wise Calculation Flexibility to calculate Gratuity, Bonus, Ex-Gratia from formula.</p>